



माझगांव डॉक शिपबिल्डर्स लिमिटेड / MAZAGON DOCK SHIPBUILDERS LIMITED

(भारत सरकार का उपक्रम), डॉक यार्ड रोड, माझगांव, मुंबई - 400 010

(A Govt. Of India Undertaking), Dock Yard Road, Mazagaon, Mumbai 400 010

**ADVT/MDLATS/01/2020 -- NOTIFICATION FOR ENGAGEMENT OF GRADUATE / DIPLOMA APPRENTICES UNDER APPRENTICESHIP ACT (AMENDMENT) ACT 1973**

Mazagon Dock Ship Builders Limited (MDL), a listed premier Mini Ratna Company of Ministry of Defence, Dept. of Defence Production, invites Online Application from eligible Graduate / Diploma holders for undergoing One Year Apprenticeship training under the Apprenticeship (Amendment) Act 1973. This training will be governed by Board of Apprenticeship Training, Western Region (BOAT-WR).

**1. (A). Graduate Apprentices:**

S. No.	Discipline	Number of Seats	Stipend per month
1	Chemical Engg.	01	Rs. 9000 /-
2	Computer Engg.	02	
3	Civil Engg.	03	
4	Electrical Engg.	15	
5	Electronics & Telecomm. Engg.	05	
5	Mechanical Engg.	43	
7	Production Engg.	05	
8	Shipbuilding Technology	05	
Total		79	

**(B). Diploma Apprentices:**

S. No.	Discipline	Number of Seats	Stipend per month
1	Electrical Engg.	02	Rs. 8000 /-
2	Mechanical Engg.	03	
Total		05	

Note: Stipend rates for Graduate / Diploma apprentices shall be as notified by BOAT from time to time.

**2. Minimum Educational Qualification:**

**(A): Graduate Apprentices:**

- A Degree in Engineering or Technology granted by a Statutory University in relevant discipline.
- A Degree in Engineering or Technology granted by an Institution empowered to grant such degree by an Act of Parliament in relevant discipline.
- Graduate examination of Professional bodies recognized by the State Government or Central Government as equivalent to above.

**(B): Diploma Apprentices:**

- A Diploma in Engineering or technology granted by a State Council or Board of Technical Education established by a State Government in relevant discipline.
- A Diploma in Engineering or Technology granted by an University in relevant discipline
- A Diploma in Engineering or Technology granted by an institution recognized by State Government or Central Government as equivalent to above.

**(C):** Those candidates having qualifications equivalent to any of the prescribed qualifications should submit Equivalency Certificate issued by the competent authority and without such certificate, their candidature will not be considered.

3. **AGE:** Age limit will be followed as per Apprenticeship Rules
4. **RESERVATION OF VACANCIES:** Government of India Directives on reservation applicable for Reservation for SC, ST, OBC NCL SEBC, EWS & Divyang (Person with different abilities) will be strictly followed.
5. **MINIMUM PHYSICAL STANDARDS:** As prescribed in Clause 4 of the Apprenticeship Rule 1992, and amendments thereof if any.
6. **DURATION OF TRAINING:** The duration of Apprenticeship training will be for a period of one year as per Apprenticeship (Amendment) Act 1973.
7. **PREVIOUS TRAINING:** Candidates who have already undergone or are currently undergoing apprenticeship under Apprenticeship (Amendment) Act 1973 in any Government or Public Sector or Private industrial organization are not eligible to apply.
8. **SELECTION PROCEDURE:**
  - i. Shortlisting of candidates for Interview and Document verification will be done based on the percentage of marks obtained in the basic prescribed qualification as applicable to the respective disciplines. **Eligible candidates will be called for interview** in the merit order of percentage of marks / grades obtained in Graduation & Diploma of the respective discipline only.
  - ii. Shortlisted candidates will be called for Interview and Document verification in a suitable ratio against available seats of the respective discipline in order of merit, Interview schedule will be informed via email / BOAT portal only, as per which they have to report.
  - iii. Final selection for apprenticeship will be based on the satisfactory performance in the interview.
  - iv. Selected candidates shall have to report at the training center within two weeks of receiving offer letter failing which their selection will be cancelled.
9. **TRAVEL EXPENSES:** No travel expenses are admissible during apprenticeship training period & while reporting for interview / test process/ document verification.
10. **BOARDING / LODGING:** Boarding or lodging will not be provided for attending Interview and during apprenticeship training period.
11. **REGISTRATION AND SUBMISSION OF APPLICATIONS:**
  - i. Candidates are first required to register in the web portal of NATS (National Apprenticeship Training Scheme) using the link given below for enrollment / registration as apprentices.
  - ii. <https://portal.mhrdnats.gov.in/boat/commonRedirect/registermenunewregistermenunew.action>  
**Procedure for student enrollment as Apprentice in NATS Portal may be seen at Annexure-I given along with this advertisement.**
  - iii. After completing enrollment / registration as Apprentice, the candidates have to apply to the respective discipline through the NATS portal against seats notified by MDL (**ID No. / Registration Number of MAZAGON DOCK SHIPBUILDERS LIMITED in NATS Portal is WMHMCS000044**).  
**Procedure to apply for Apprenticeship training in MDL may be seen at Annexure-II given along with this advertisement.**
  - iv. In case of any issues / queries related to NATS portal, you may please contact Board of Apprenticeship Training (BOAT) (Western Region), Mumbai, as the NATS portal is instituted by BOAT
  - v. Application received online through NATS Portal will only be considered.
  - vi. After registering themselves on BOAT web portal, candidate documents shall be verified by BOAT, after which necessary steps have to be followed by the candidates for applying to **MAZAGON DOCK SHIPBUILDERS LIMITED, Estb. ID: WMHMCS000044**

## 12. APPLICATION FEE: NO Application Fees

## 13. IMPORTANT DATES:

Commencement of Online Application through NATS Portal : **26.02.2020 (Wednesday)**

Last Date of Online Application through NATS Portal : **11.03.2020 (Wednesday)**

## 14. GENERAL INSTRUCTIONS:

- i. Incomplete applications / applications not supported by self-authenticated copies of relevant documents/ application not meeting the prescribed eligibility criteria / application received through other than NATS portal or applications received after the last date stipulated for receipt of applications shall be summarily rejected. Applications received from 26-02-2020 to 11-03-2020 through NATS portal will only be considered.
- ii. The decision of MDL Management will be final and binding on candidates on all matters relating to eligibility , acceptance or rejection of the application, mode of selection, cancellation of the selection process (either in part or full) etc. Filling up of the vacancies is solely at the discretion of the management based on suitability of candidates and no claim will arise for engagement if some of the vacancies are not filled for any reason.
- iii. The candidature of the candidates would be provisional and subject to subsequent verification of certificates / testimonial.
- iv. At any stage of the selection process, if it is found that the candidate has furnished false or incorrect information then the candidature / engagement of the candidate is liable to be cancelled.
- v. The candidates are advised to check BOAT portal as well as their email ID regularly or to contact MDL office for enquiry as detailed below. **Candidates can also visit MDL website <https://mazagondock.in/Career-Apprentice.aspx> for further updates.**
- vi. Upon completion of the Apprenticeship period, MDL shall have no obligation to offer employment to such apprentices nor can an apprentice claim right for employment on the grounds of completion of Apprenticeship.
- vii. INCOMPLETE/ERRONEOUS ONLINE APPLICATION AND LATE APPLICATION RECEIVED AFTER DUE DATE WILL BE REJECTED. No further communication in this regard will be entertained.
- viii. **FOR ANY CLARIFICATION CANDIDATES MAY CONTACT VIA E-MAIL ID: [mdlats@mazdock.com](mailto:mdlats@mazdock.com) or TELEPHONE: 022-2376-4149 / 4155 (From 09:00 AM to 04:00 PM, Monday to Friday)**

“CANVASSING IN ANY FORM WILL BE A DISQUALIFICATION & ONLY INDIAN NATIONALS NEED APPLY

Additional General Manager (ATS)

Date: 25<sup>th</sup> February 2020, Tuesday



**PROCEDURE FOR ENROLLMENT IN****NATS (NATIONAL APPRENTICESHIP TRAINING SCHEME) PORTAL****Points to Note:**

A candidate should possess any of the following qualifications to enroll himself as an apprentice:

Graduation

Diploma

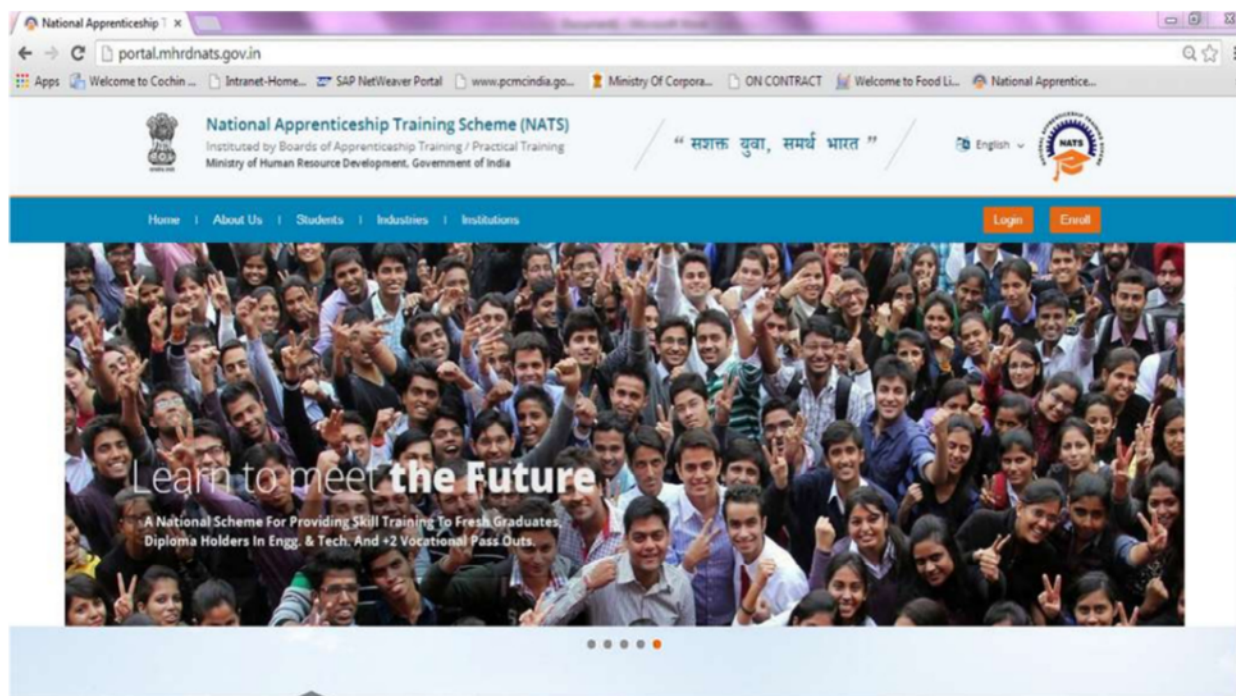
**Checklist for Enrollment**

Candidates should have the following details ready to complete the enrollment process:

- i. University Reg No./Roll No./Enroll No.
- ii. Final Degree/Diploma Certificate/Consolidated Mark sheet (Scanned copy for uploading: Format: PDF, Size: Less than 1 MB)
- iii. Name of College/University
- iv. Percentage of marks or CGPA
- v. Branch of study
- vi. Month and year of Passing
- vii. Aadhar Card Number
- viii. Bank details
- ix. Valid personal E-mail ID & Mobile No. (Will be required to send/verify OTP)
- x. Passport size photograph (Scanned copy for uploading: Format: JPEG, Size: Less than 1 MB)

**Steps for Enrollment:**

1. Log onto website **portal.mhrdnats.gov.in** and Click on “Enroll” tab



- The page appears with **Eligibility Check (1)**, **Questionnaire & Guidelines (2)**, **Enrollment Form (3)** and **Preview & Confirm (4)** sections as shown below.

The screenshot shows the NATS portal interface. At the top, there is a header with the NATS logo, the text "National Apprenticeship Training Scheme (NATS)", and "Instituted by Board of Apprenticeship Training / Practical Training, Ministry of Human Resource Development, Government of India". Below the header is a navigation bar with links: Home, About, Students, Industries, Institutions, and buttons for Login and Enroll. The main content area displays a progress bar with four steps: 1. Eligibility Check (highlighted), 2. Questionnaire & Guidelines, 3. Enrollment Form, and 4. Preview & Confirm. A circular progress indicator on the right shows 0%. Below the progress bar, a welcome message reads: "Welcome to the NATS Portal enrollment process. Please Answer the below questions to quickly check your eligibility!". The first question is "I am" followed by a dropdown menu showing "a Student" and a button "I would like to enroll myself in the NATS Portal".

- In the **Eligibility Check (1)** section, select “**Student**” from the drop-down list. Then other student related questions appear. Answer the questions related to eligibility check for the NATS programme.

This screenshot shows the NATS portal with the eligibility check questions. The progress bar at the top shows step 1 (Eligibility Check) as the active step. The welcome message is repeated. The first question is "I am" with a dropdown menu showing "a Student" and a button "I would like to enroll myself in the NATS Portal". Below this, there are two more questions: "I" followed by a dropdown menu, "my" followed by a dropdown menu, and "(without backlog) in the year" followed by a dropdown menu showing "2016". The final question is "through" followed by a dropdown menu showing "Regular" and "mode of education".

If you are eligible for the programme, the **Congrats! You are eligible to enroll now** message appears and the Let’s get Started area is displayed.

If you are not eligible for the programme, the **Sorry! You are not eligible to enroll this apprentice Program** message appears.

- Ensure that you have the mandatory documents and click **I’ve above data**. The Let’s Get Started area is displayed.
- In the **Mobile Number** text box, type your mobile number, and then click **Send OTP**. The One Time Password is sent to the mobile number.
- In the **One Time Password** text box, type the password received on your mobile number, and then click **Continue**. The mobile number is verified and student related fields appear.

*Ps: The One Time Password cannot be used after 2 minutes. To resend the OTP, click **Regenerate OTP***

7. Type your name and primary email ID in the **Name of the Student** and **Primary Email ID** fields, respectively, and type a password in the **Setup a Password** and **Confirm Password** fields

In case you are unable to complete the process of enrolment, you can log in by using the Email ID and password to complete the process of enrollment later.

To view the password as you type, click Show Password, and to hide the password, click Hide Password.

8. Click **Save and continue**. The **Questionnaire & Guidelines (2)** section appears.
9. Read the guidelines, required enrolment documents and the terms and conditions, and then select the **By clicking this box I agree to the above Terms and Conditions** check box.
10. Click Agree and continue. The **Enrollment Form** section appears with Personal Information, Education Details and Training Preferences tabs.
11. On the Personal Information tab, type or select the required details.

The screenshot displays the 'Enrollment Form' interface, specifically the 'Personal Information' tab. At the top, a progress bar shows four steps: 1. Eligibility Check (completed), 2. Questionnaire & Guidelines (current step), 3. Enrollment Form, and 4. Preview & Confirm. A 25% completion indicator is shown on the right. Below the progress bar, three sub-tabs are visible: 'Personal Information' (47%), 'Educational Details' (0%), and 'Training Preferences' (10%). The 'Basic Information' section includes a profile picture upload area with an 'Upload' button and a note: '(Image of type JPEG, dimension 3.2" x 3.2" and File size less than 200 KB can only be uploaded)'. Below this are input fields for 'Name of the Student' (filled with 'NITHIN P P'), 'Father's Name', and 'Mother's Name'. There are also fields for 'Date of Birth' (filled with '08/08/2000') and 'Aadhar card Number'. The 'Gender' section has radio buttons for 'Male', 'Female', and 'Others'. The 'Upload Document (Govt. ID Card)' section has a 'Not Available' dropdown and an 'Upload' button, with a note: '(File of type PDF and file maximum of 1 MB can only be uploaded)'. The 'Community' section has a dropdown menu set to '-Select an option-'. The 'Minority Community' section has radio buttons for 'Yes' and 'No', with 'No' selected. A note 'if yes, then specify' is present. The 'Person with Disability' section has radio buttons for 'Yes' and 'No', with 'No' selected. The 'Communication Information' section is partially visible at the bottom, with a 'Permanent Address' field.

12. Click **Save and continue**. The Educational Details tab appears.

13. On the **Educational Details** tab, type or select the required details. **Upload qualifying degree/diploma/provisional certificate.**

14. Click **Save and continue**. The Training Preferences tab appears. On the **Training Preferences** tab, type or select the required details.

15. Read the Declaration given at the bottom of the page, and then select the **By clicking this box I agree to the above Terms and Conditions** check box.

Declaration

I Name of the student son of Mother Name mobile number (validated through OTP) hereby declare that the above statements are true and correct to the best of my Knowledge. I also declare that I am an Indian Citizen, and will sincerely abide by the rules and regulations of the Apprentices Act monitored by BOATs / BOPT.

☐ \*By clicking this box I agree to the above Terms and Conditions

Save & Preview

16. Click **Save and Preview**. The **Preview & Confirm** section appears.
17. Check all the entered details and click **Submit**. The enrollment is completed and the Enrollment Successful page appears with your **Email ID**, **User ID** and **Password** details.

1 Eligibility Check 2 Questionnaire & Guidelines 3 Enrollment Form 4 Preview & Confirm 100%

**Student Enrollment has been created successfully**

Dear Student,

Please find details of your enrollment and login below. Be note that you can log into the portal using email ID and Password

Email ID: [eeedggn@gnpt.com](mailto:eeedggn@gnpt.com)

User ID: [EEASEG1610000001](#)

Password: [@@12345678](#)

Print Close & Continue

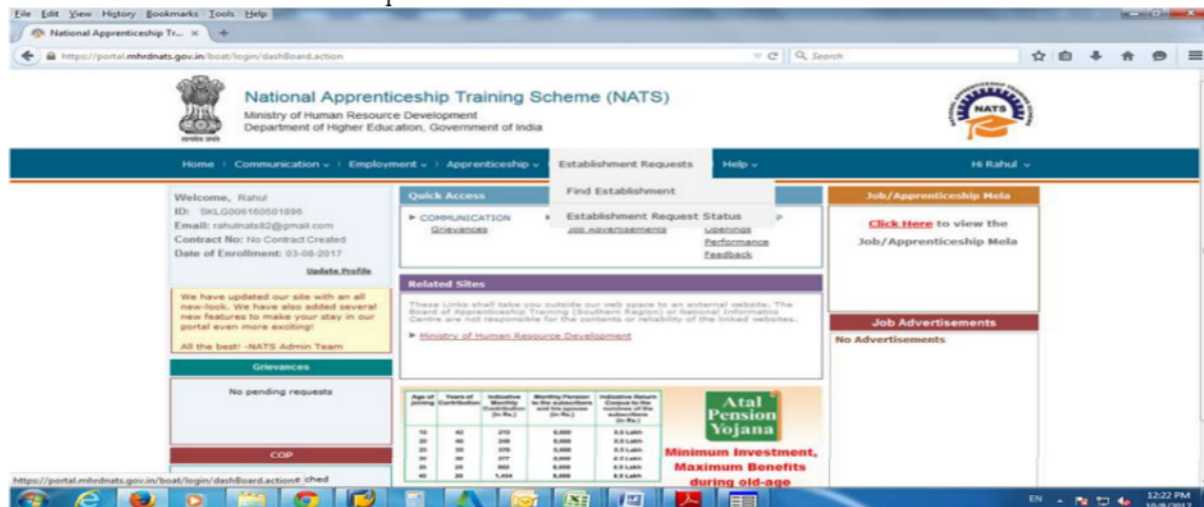
An email has been sent to your ID with login credentials along with your enrollment details. Please check spam folder if you are unable to find it in your inbox.

18. To print the enrollment details, click **Print**.
19. Click **Close & Continue**. The Login page appears as given below. *Candidates can log on the NATS Portal with the enrollment details shown in the print out*

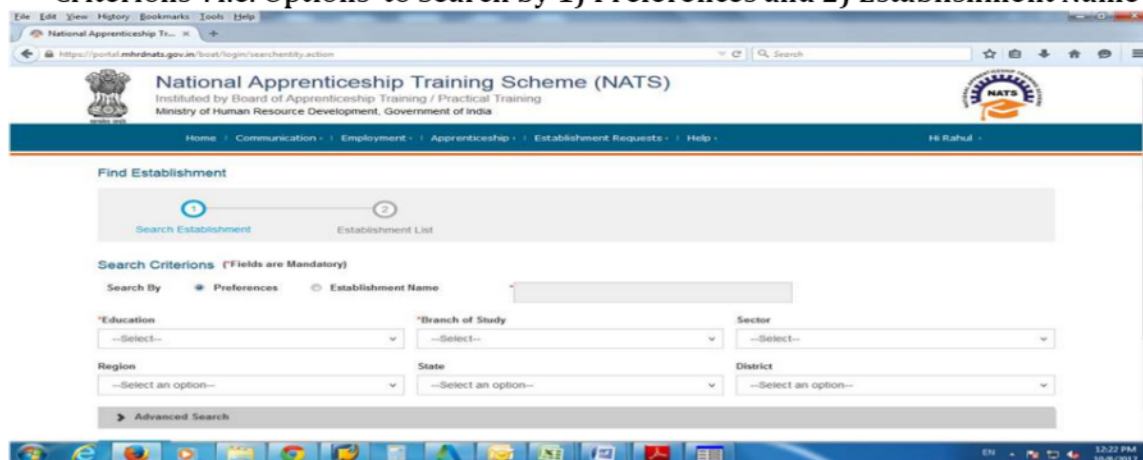


## PROCEDURE TO APPLY FOR APPRENTICESHIP TRAINING IN MAZAGON DOCK SHIPBUILDERS LTD

1. Log onto NATS Portal using your User ID/E-mail ID and password obtained after enrollment.
2. In the home page Click On “Establishment Requests” Tab And Select Option “Find Establishment” from Drop Down Menu.



3. Once you click on “Find Establishment”, below page appears with two “Search Criteria”. i.e. Options to Search by 1) Preferences and 2) Establishment Name



4. Among the Search criterion options select Establishment Name, type MAZAGON DOCK SHIPBUILDERS LIMITED and click on option “Search”.
5. Once you click on “Search” below page appears listing current openings in MAZAGON DOCK SHIPBUILDERS LIMITED. Click on Establishment name “MAZAGON DOCK SHIPBUILDERS LIMITED” (First column) and Select “Apply” button given at the bottom of the page.
6. Once you click on “Apply” button a message appears as given below “Successfully applied for the training position. Based on availability, you will be contacted by the Establishment”.

For detailed information, visit link shown below:

[http://mhrdnats.gov.in/sites/default/files/NATS\\_User\\_Manual\\_Student\\_Enrol.pdf](http://mhrdnats.gov.in/sites/default/files/NATS_User_Manual_Student_Enrol.pdf)

- FOR ANY QUERIES, CANDIDATES MAY CONTACT VIA E-MAIL ID: [mdlats@mazdock.com](mailto:mdlats@mazdock.com) or Phone: 022-2376-4149 / 4155 (From 09:00 AM to 04:00 PM, Monday to Friday)